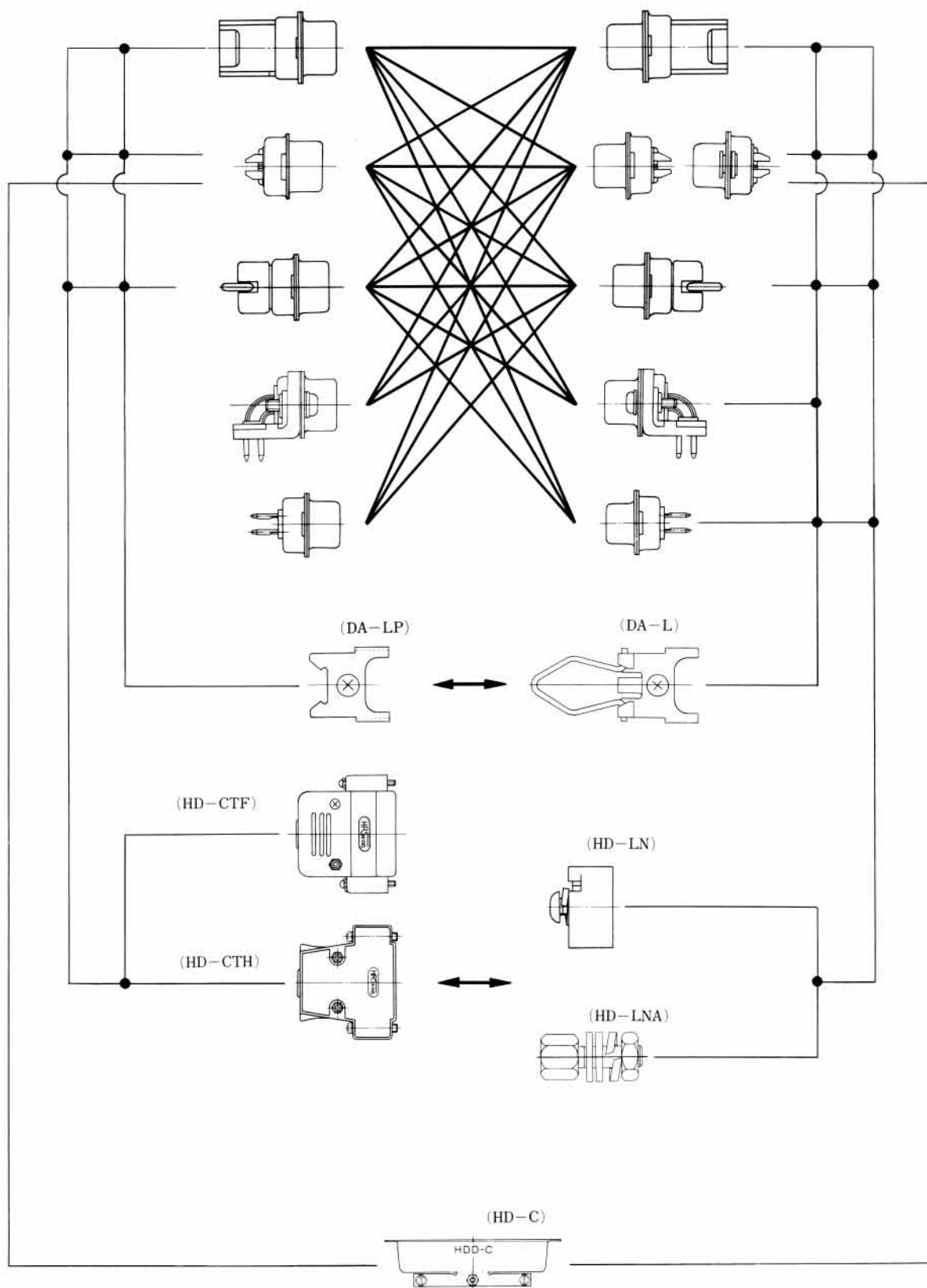


D-SUBMINIATURE CONNECTOR

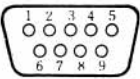

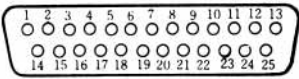
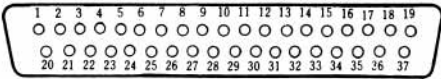
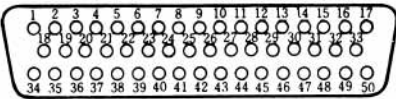
SM Series

SM Series Function map



Note: No case or lock can be used for a float-mount type connector.

SM Series terminal arrangement

P (male) unit viewed from mating side	No. of pin	Shell size
	9	E
	15	A
	25	B
	37	C
	50	D

Based on five types of model D shells (E, A, B, C, D) and five pin options (9, 15, 25, 37, 50), D sub-connectors consist of a combination of sockets and contacts.

The mating part of the shell is the model D to prevent the connectors from being mis-inserted.

While their basic design complies with official standards such as MIL, NDS, DSP, and JIS, the connectors can be redesigned with specifications to meet the operation conditions of customers.